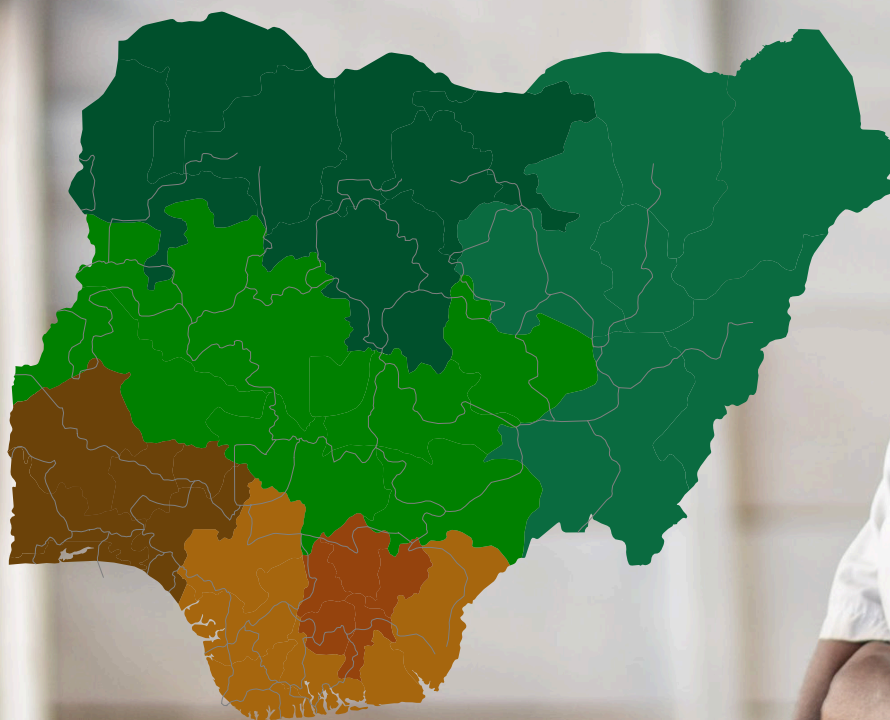


NATIONAL PLAN ON **FINANCING SAFE SCHOOLS**

(2023 - 2026)



FOREWORD

The Safe Schools Financing Plan is the outcome of rigorous consultative engagements with relevant stakeholders at both the national and sub-national levels of government in Nigeria. I wish to acknowledge the commitment and technical inputs of the Federal Ministry of Education, Nigeria Police Force (NPF), Nigeria Security and Civil Defence Corps (NSCDC), Department of State Services (DSS) and Defence Headquarters (DHQ). I am also extremely grateful to the various Ministries, Departments and Agencies (MDAs), States, development partners, donor agencies, civil society organisations, enumerators and reviewers who submitted documents, participated in the verification exercise, reviewed relevant documents, and attended the validation workshop.

The Plan is a national investment response aimed at protecting 'At-risk' schools, learners, teachers, and non-teaching staff from attack in Nigeria. It will be implemented over four years (2023 – 2026), with a total investment of N144.77b commencing from 2023. The Plan proposes N32.59b in 2023; N36.99b in 2024; N37.16b and N38b in 2025 and 2026 respectively. The Federal Government of Nigeria has therefore made a provision of N15b in the 2023 budget. This means that there is a funding gap of N12.7b for States, private sector and development partners that may wish to support Nigeria in keeping our



schools safe from threats and attacks.

I would like to express my sincere gratitude to the dedicated team at the Federal Ministry of Finance, Budget and National Planning who worked tirelessly to ensure that we fulfil our commitment to safe schools. It is my sincere hope that all key MDAs and States will swiftly facilitate implementation at various levels for safe learning communities. I also encourage development partners and civil society organisations to hold us accountable by monitoring implementation through periodic performance evaluation. This will enable all stakeholders to consistently play their key roles in ensuring safe education for all.

Mrs. (Dr.) Zainab Shamsuna Ahmed, CON

Minister of Finance, Budget and National Planning

Photo Credits

Cover Page, Page X and Page 8, UNICEF Nigeria (twitter.com/UNICEF_Nigeria)

Page 5, Nigeria Police (twitter.com/PoliceNG)

FOREWORD	iii
CONTENT	v
ACRONYMS	vi
EXECUTIVE SUMMARY	viii
PART ONE: INTRODUCTION	1
1.1 History of school attacks in Nigeria	1
1.2 The challenge of protecting schools in Nigeria	3
PART TWO: REPORT ON THE HIGH-LEVEL FORUM ON FINANCING SAFE SCHOOLS IN NIGERIA	5
2.1 Background	6
2.2 Forum Participants	6
2.3 Resolutions And Commitments By Governments, Partners, And Donors At The Forum	7
PART THREE: FRAMEWORK FOR BUILDING SECURITY RESILIENCE AND COMMUNITY PARTICIPATION	8
PART FOUR: IMPLEMENTATION PLAN (2023-2026)	10
4.1 Objectives	11
4.2 Implementation Plan	11
4.3 Projections	12
4.4 Classification of Risk Coverage Areas	12
4.5 Short Term	13
4.6 Medium Term	15
PART FIVE: ANNEXES	17
5.1 Table 1: Statistical Population Distribution of Public Primary Schools Nationwide with Relevant Variables	19
5.2 Table 2: Statistical Population Distribution of Secondary Schools Nationwide with Relevant Variables	21
5.3 Table 3: Statistical Population Distribution of Unity Schools Nationwide with Relevant Variables	23

ACRONYMS

CSO	Civil Society Organisation	NIEPA	National Institute for Educational Planning and Administration
DPs	Development Partners	NMEC	National Commission for Mass Literacy
DHQ	Defence Headquarters	NOA	National Orientation Agency
DSS	Department of State Services	NPF	Nigeria Police Force
EiE	Education in Emergencies	NSCDC	Nigeria Security and Civil Defence Corps
EMIS	Education Management Information System	NSSEC	National Senior Secondary Education Commission (NSSEC)
FCTUBEB	Federal Capital Tertiary Universal Basic Education	NTA	Nigeria Television Authority
FME	Federal Ministry of Education	NUC	National Universities Commission
FMFBNP	Federal Ministry of Finance, Budget & National Planning	OOSC	Out-of-School Children
FMoH	Federal Ministry of Health	SAME	State Agency for Mass Literacy and Education
FMHDS	Federal Ministry of Humanitarian Affairs, Disaster Management and Social Development	SBMCs	School-Based Management Committees
FMWASD	Federal Ministry of Women Affairs and Social Development	SMoE	State Ministries of Education
FMWHNIG	Federal Ministry of Works & Housing	SMoH	State Ministries of Health
FRCN	Federal Radio Corporation of Nigeria	SMWA	State Ministries of Women Affairs
FSS	Financing Safe Schools	SSD	Safe Schools Declaration
GCPEA	Global Coalition to Protect Education from Attack	SSI	Safe Schools Initiative
GPE	Global Partnership for Education	SUBEBs	State Universal Basic Education Boards
M&E	Monitoring and evaluation	TETfund	Tertiary Education Trust Fund
MDAs	Ministries, department and agencies	UBEC	Universal Basic Education Commission
MFA	Ministry of Foreign Affairs	UNESCO	United Nations Education, Scientific and Cultural Organization
MHA&DM	Ministry of Humanitarian Affairs & Disaster Management	UNICEF	United Nations Children's Fund
MoD	Ministry of Defence	USAID	United States Agency for International Development
NAN	News Agency of Nigeria		
NBS	National Bureau of Statistics		
NBTE	National Board for Technical Education		
NCCE	National Commission for Colleges of Education		
NCDC	Nigeria Centre for Disease Control		
NCNE	National Commission for Nomadic Education		
NEDC	North East Development Commission		
NEMIS	Nigerian Education Management Information System		
NERDC	Nigerian Educational Research & Development Council		
NHRC	National Human Rights Commission		

EXECUTIVE SUMMARY

For over a decade, Nigeria has witnessed the deliberate targeting of education, i.e., killings, abductions, and maiming of learners, teachers, non-teaching staff and destruction of educational facilities. Not less than 611 teachers have been killed, 19,000 teachers displaced, 910 schools damaged or destroyed, and more than 1,500 schools forced to close. An estimated 900,000 children have lost access to learning, while 75 per cent of children in IDP camps do not attend school. At the start of the school year in September 2021, at least one million children did not resume because families and communities were afraid of sending their children back to school due to the insecurity. This disruption to learning contributes to the high number of out-of-school children (OOSC) and increases the risk of children never stepping into a classroom again.

The National Plan on Financing Safe Schools (2023-2026) is a concerted effort by the Federal Government to mobilise sustainable funding and the political will to provide a protected and safe learning environment for learners, teachers, and non-teaching staff.

The objectives are:

- i. Strengthen security resilience and integrate host communities in the protection of education
- ii. Enhance the school community's capacity to protect education
- iii. Create an effective and efficient national school security and emergency response infrastructure
- iv. Enhance the capacity of security agencies to gather intelligence, prevent, and respond to attacks on education
- v. Provision of assistance to survivors of attacks on education

The Safe Schools Implementation Costed Plan interventions include 'kinetic measures', 'non-kinetic measures', 'security resilience in host and school communities' and 'policy advocacy, security assessment, monitoring and data collection'.

The Plan aims to cover 50% of the Most-At-Risk Public Schools over the medium-term (2023-2026). During the short-term, the plan will focus on enhancing Kinetic and non-Kinetic capabilities of responsive agencies and will run from the 1st quarter of 2023.

Implementation will commence in 2023 with the Very High-Risk States facing threats from Ansarul/ISWAP insurgents/terrorists, Boko Haram-inspired bandits, and armed bandits. These include: Borno, Yobe, Adamawa, Niger, Kaduna, Zamfara, Katsina, Kebbi, Jigawa, Sokoto, FCT, Plateau, Benue, Taraba, Kogi, and Bauchi.

This will be followed by the High-Risk states grappling with violent cult groups, ritualists, ethnic militias, separatist agitations, organised armed criminal groups, and illicit drug use in 2024. Such States include : Edo, Delta, Rivers, Cross River, Akwa Ibom, Ebonyi, Lagos, Enugu, Imo, Anambra, Abia, Osun, Oyo, Ondo, Ekiti, Bayelsa, Kwara, Gombe, and Kano.



PART ONE INTRODUCTION

This plan on financing safe schools in Nigeria, outlines a robust programme by Government, working in close collaboration with critical stakeholders, donors, development partners, and the various schools' host communities to mobilise resources and implement an action plan that would effectively provide a safer and more secured teaching and learning environment for its over 40 million school children and their teachers spread out across some 81, 545 schools nationwide. This intended action of government is in realisation that currently many children are out of school due to insecurity, and the fact that every child deserves a safe and secure learning environment. A recent report by UNICEF has shown that a total of 11, 536 schools had been closed between December 2020 and March 2022 due to insecurity, and that parents continue to withdraw their children from schools due to fear of insecurity. This plan, therefore, represents the determination by the Government of Nigeria to provide that safe and secure environment for all school children in every part of Nigeria.

History of school attacks in Nigeria

The Nigeria educational system has often been in deep crises on several fronts, including areas of access and quality of education. But the onset of the spate of school attacks and record mass kidnappings of school children arguably presented a grave existential threat to the nation's educational system.

The abduction of the Chibok school girls on 14th April 2014 seems to have set the pace for the numerous mass abductions of school children that have followed. The national and international uproar to this menace led to the launch of the Safe Schools Initiative (SSI) in Nigeria in May 2014. The initiative was launched with an investment from the Global Business Coalition for Education and matching contributions from the Federal Government of Nigeria, through the Federal Ministry of Finance Budget and National Planning, and the international donor community.

It is estimated that since the Boko Haram conflict erupted in 2009, 611 teachers have been killed, 19,000 teachers displaced, 910 schools damaged or destroyed, and more than 1,500 schools forced to close. An estimated 900,000 children have lost access to learning while 75 per cent of children in IDP camps do not attend school. Till date, several children abducted from several schools are still in captivity with their abductors.

611 teachers killed

19,000 teachers displaced

910 schools damaged or destroyed

1,500 schools forced to close

900,000 children lost access to learning

75% of children in IDP camps do not attend school

Source: UNICEF

Available data from the Global Coalition to Protect Education from Attack (GCPEA) flagship publication *Education Under Attack 2022* reported that in the period 2020-2021:



While violent attacks have been on the increase, the initial attention paid to the Safe Schools Initiative in 2014 after the Chibok incidence has waned due to lack of predictable financing.

The Challenge of Protecting Schools in Nigeria

There is an urgent need to ensure the security and safety of learners, teachers, and education personnel in their teaching, learning, and living environment. However, this is amidst a persistent challenge of keeping them safe and protecting educational assets in an environment with varying degrees of vulnerability and threats by:

- Ansarul/ISWAP insurgents
- Boko Haram terrorists
- Armed bandits
- Violent cult groups
- Ritual killers
- Ethnic militias
- Separatist-agitation groups
- Illicit drug use
- Bullying
- Child molestation and sexual assault
- Abuse of corporal punishment, etc

1. The challenge with financing

One major challenge in achieving safe schools is the lack of deliberate funding policy or budgetary allocations. Putting immediate remediation measures in place for the myriad of security risks identified in the reported 62,271 unsecured schools would require significant expenditure. Such funding could be either by the Federal Government or the various sub-national governments for this purpose or via special funds to prosecute security measures in schools. To address this challenge, there must be sustainable funding from annual governmental budgetary provisions and regular support from development partners.

2. The response of government to safe schools in Nigeria

The response of government to the incessant attacks and abduction of students has mainly been to close such schools, particularly in high-risk areas. In 2014, as part of efforts



to tackle this menace, the Federal Government launched the Safe Schools Initiative (SSI), which was to enable children affected by conflict and insecurity to continue with their education unhindered. On 31st December 2019, President Muhammadu Buhari formally signed the Safe Schools Declaration Ratification Documents, signalling the country's commitment to its implementation in Nigeria. To further demonstrate the resolve of the government and people of Nigeria to address the serious challenges posed by conflicts and insecurity to safe schools, and in consultation with local and global stakeholders, the Honourable Minister for Finance, Budget and National Planning, Dr (Mrs) Zainab S. Ahmed convened a high-level forum in partnership with the EEC on Financing Safe Schools in Nigeria on 20th April, 2021, in Abuja. Also, between 25th and 27th October, 2021, Nigeria hosted the Fourth International Conference on the Safe Schools Declaration in Abuja. The summit primarily aimed to galvanise the needed support for the declaration and to review progress in achieving the various commitments to protect schools and children from further attacks. It was observed that one major challenge to achieving safe schools is lack of a deliberate funding policy or budgetary allocation either by the Federal Government or the various State governments for this purpose or special funds to prosecute security measures in schools.

PART TWO REPORT ON THE HIGH-LEVEL FORUM ON FINANCING SAFE SCHOOLS IN NIGERIA



Background

Following the huge negative impact of terrorism, armed conflict, banditry, and kidnapping on the Nigeria education sector, and the need to quickly stem the tide on a sustainable basis, the Honourable Minister of Finance, Budget and National Planning, Dr (Mrs) Zainab S. Ahmed, working closely with several national and international stakeholders and partners convened a one-day high level forum with a view to charting a new course towards ensuring sustainable financing for Safe Schools. The unprecedented forum which took place at the Transcorp Hilton Hotel, Abuja on Tuesday, 20th April, 2021 had the theme: 'Financing Safe Schools: Creating Safe Learning Communities'. The Forum had representatives from various ministries of the Federal Government of Nigeria, State Governments, the military and other security agencies, representatives of businesses, multilateral institutions and international donors, committed to developing and implementing an 'Abuja Financing Safe Schools Compact/Plan'. The Plan comprised a strategy for financing safe schools and a roadmap for implementing safe schools and places of learning.

Stakeholders, i.e., national and sub national governments, heads of military and security agencies, the private sector, donors, and multilateral institutions, all pledged to collaboratively take a 'whole society' approach to create safer learning communities with a view to redressing the education emergency Nigeria is currently facing so that children can safely return to school. All stakeholders acknowledged that the number of out-of-school children in Nigeria must be urgently addressed through sustainable policy action to avoid social and economic disaster.

Forum participants

The event was broadcast to a live audience across Nigeria. It also combined in-person and virtual participation, with 148 participants attending in person and over 2,000 globally joining virtually. Participants included State Governors, State Commissioners of Education,

members of the National Economic Council, members of the Federal Executive Council, members of the Legislature, the National Security Adviser and Service Chiefs, Captains of Industry, members of the Diplomatic Community, heads of multilateral institutions, donor organisations, Civil Society Organizations, and the media.

Resolutions and commitments

Funding and support for implementation of the Safe Schools Action Plan shall be sourced from:

- a Annual budgetary provisions from Federal, State and Local Governments
- b Government interventionist agencies
- c Foreign governments and multilateral institutions
- d Businesses /philanthropists
- e Donors and others

PART THREE

FRAMEWORK FOR BUILDING RESILIENCE AND COMMUNITY PARTICIPATION



Taking into cognisance the significant gap in physical security in and around schools and host communities, a near absence of rapid response infrastructure, and poor levels of security awareness among school administrators and other critical stakeholders, this national plan has incorporated a multi-level approach to providing responsive security coverage for host communities, schools, and other learning places.

a. Development of a National School Security Rapid Response and Coordination Infrastructure

This will focus on the protection of education within the framework of the Safe Schools Declaration and the *Guidelines*. To support rapid response and coordination, response centres will be provided by respective State Governments as their commitment while the Federal Government is responsible for equipping those centres.

- i. National School Security Response and Coordination Centre in Abuja
- ii. School Security Response Centres in the States
- iii. School Security Response Centres in the Local Government Areas

b. Building Resilience in School Communities

This will entail creating awareness and providing trainings on security, health, and safety for learners, teachers, non-teaching staff and SBMCs. This is to increase preparedness, and boost capacity and resilience at school level.

c. Supporting Security Resilience in Host Communities

This will entail building basic structures and processes within host communities and the development of critical capacities for effective detection, prevention, and response to attacks on education. It would also involve collaborating with other stakeholders, e.g., school communities, security and law enforcement agencies, government agencies, etc.


d. Strengthening the Competence and Capacity of Security and Law Enforcement Officers Deployed in Host Communities

It is necessary to improve the capacity of security and law enforcement personnel in schools so they can effectively perform their roles. Therefore, the National Plan has incorporated a robust training scheme for security personnel and vigilante groups which would focus on ensuring safe schools in Nigeria.

e. Regular Engagements and Policy Advocacy with the Nigerian Public and key Government Officials on Implementation of the National Plan

This will involve sensitising critical Nigerian public, stakeholders and government officials at all levels on the plan implementation, as well as on relevant activities and engagements.

PART FOUR IMPLEMENTATION PLAN (2023-2026)



Objectives

- i. Strengthen security resilience and integrate host communities in the protection of education
- ii. Enhance the school community's capacity to protect education
- iii. Create an effective and efficient national school security and emergency response infrastructure
- iv. Enhance the capacity of security agencies to gather intelligence, prevent, and respond to attacks on education
- v. Provision of assistance to survivors of attacks on education

Implementation Plan

The Safe Schools Implementation Costed Plan consists of integrated interventions that will be coordinated, monitored, and supervised by the FMFBNP including:



**Kinetic
Measures**



**Non-Kinetic
measures**



**Security resilience
in host and school
communities**



**Policy advocacy, security
assessment, monitoring
and data collection**

An African adage notes: “It takes a whole village to train (and protect) a child”. Therefore, the Plan would adopt the whole-of-society approach to securing schools and other learning environments. This entails all stakeholders working together. Members of school communities, SBMCs, host communities, security and law enforcement organisations, governments and governmental agencies, non-governmental organisations, businesses, philanthropists, donors and multilateral agencies—all must work together to achieve a safer and more secured teaching, learning, and living environment.

Projections

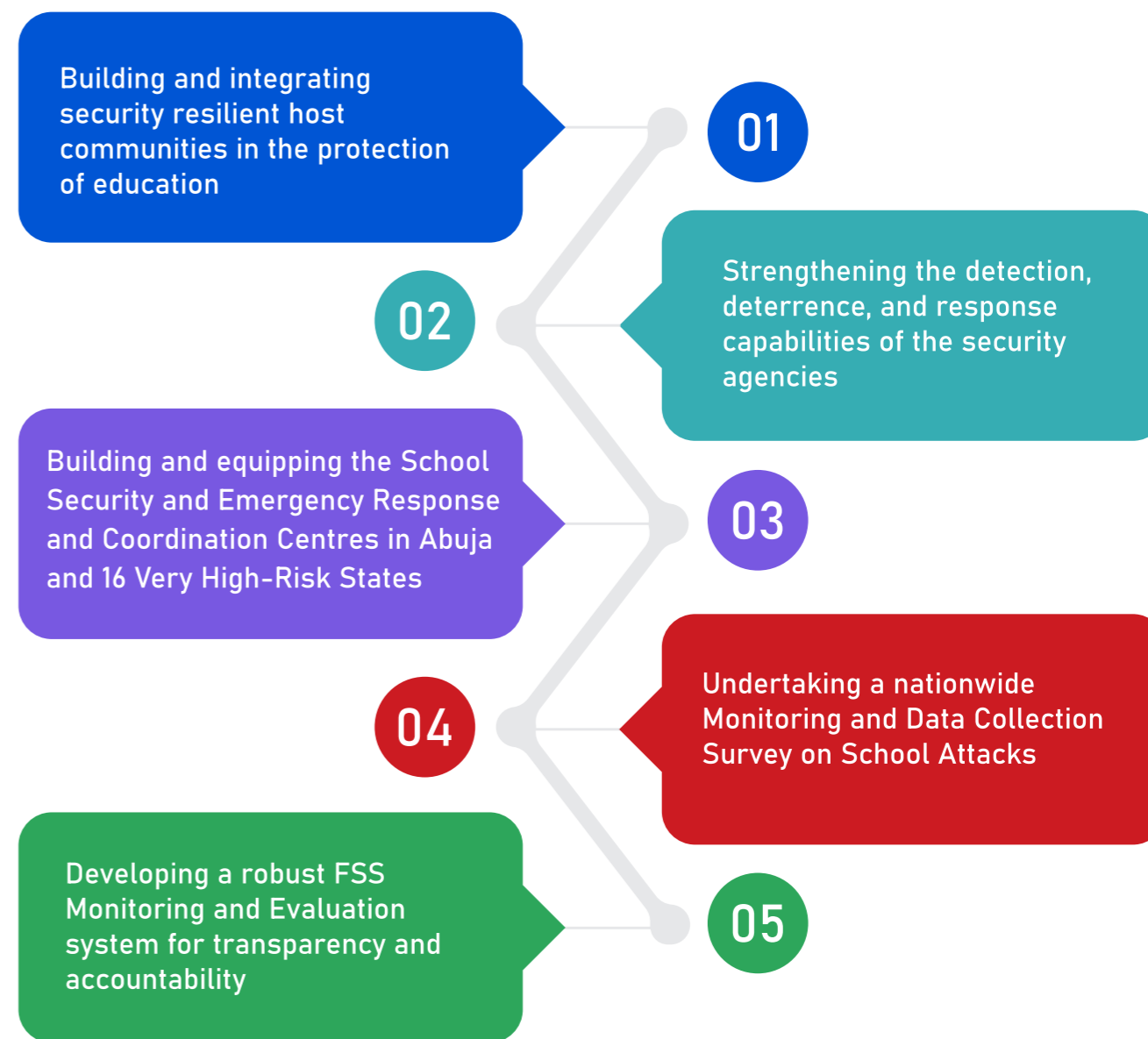
The Plan aims to cover 50% of the Most-At-Risk Public Schools over the medium term (2023-2026). Implementation will commence with the Very High-Risk States in 2023, while the implementation with the High-Risk states will follow in 2024.

Classification of risk coverage areas

VERY HIGH RISK STATES	HIGH RISK STATES
<p>Some states have been classified as very high-risk states based on the number and frequency of attacks, the sophistication of the attacks, the possibilities of more attacks, and the peculiarity of the security threats.</p>	<p>The states considered as high-risk are so classified based on the types of threats and the number, frequency, and levels of attacks.</p>
<p>These threats include Ansarul/ISWAP insurgents/terrorists, Boko Haram-inspired bandits, and armed bandits.</p>	<p>The threats in these states include violent cult groups, ritualists, ethnic militias, separatist agitations, organized armed criminal groups, illicit drugs use.</p>
<p>The affected states include Borno, Yobe, Adamawa, Niger, Kaduna, Zamfara, Katsina, Kebbi, Jigawa, Sokoto, FCT, Plateau, Benue, Taraba, Kogi and Bauchi.</p>	<p>These states are Edo, Delta, Rivers, Cross River, Akwa Ibom, Ebonyi, Lagos, Enugu, Imo, Anambra, Abia, Osun, Oyo, Ondo, Ekiti, Bayelsa, Kwara, Gombe, and Kano.</p>

Short Term

During the short-term, the plan will focus on enhancing Kinetic and Non-Kinetic capabilities of responsive agencies and will run from the 1st quarter of 2023. Essentially, it will focus on:



Short Term Implementation Plan (2023-2026)

Result Area 1: Very High-Risk States		Objective: Kinetic measures Non-Kinetic measures					
S/N	Interventions/ Activities	2023 (N)	2024 (N)	2025 (N)	2026 (N)	Expected Result	Implementing Agencies
1a	Equip National Response Centre for Attacks on Education	225,330,000	214,063,500	203,360,325	193,192,309	Enhanced inter-agency coordination, collaboration and communication for effective monitoring and response	Lead: NSCDC Supporting: NPF, DSS, DHQ and State Government (FCT)
b.	Procurement of pick-up van and motorcycle for Response Centre	38,000,000	Nil	Nil	Nil	Timely response to attacks on education	Lead: NSCDC Supporting: NPF, DSS, DHQ and State Government (FCT)
c.	Provision for running cost of National Response Centre	24,000,000	25,200,000	26,460,000	27,783,000	For secured financing and sustainability of the Response Centre	State Government (FCT)
2a	Equip Response Centres in 16 Very High-Risk States	359,312,400	Nil	Nil	Nil	Increased concerted efforts to monitor, prevent, and respond to incidences of attack and violence in and around schools	State Government
b	Procurement of Pick-up van in 16 Very High-Risk States	592,640,000	Nil	Nil	Nil	Effective timely response and operations	State Government
c.	Provision for running cost of 16 State Response Centres	57,600,000	Nil	Nil	Nil	Secured financing and sustainability of the Response Centre	State Government
3a.	Equip Response Centres in 20 LGAs in every 16 Very High-Risk States	252,500,000	265,125,000	278,381,250	292,300,313	Increased concerted efforts to monitor, prevent and respond to incidences of attack and violence in and around schools	State Government
b.	Procurement of 2 (No.) high powered bikes per Response Centre in 20 LGAs in 16 Very High-Risk States	160,000,000	168,000,000	176,400,000	185,220,000	Effective timely response and operations	State Government
c.	Provision for running cost of 320 centres in 16 Very High-Risk States	364,800,000	384,000,000	403,200,000	423,360,000	Secured financing and sustainability of the Response Centre	State Government
4.	Procurement of critical arms and ammunition, platforms and equipment, staff training and operations					Enhanced capability of security agencies to better respond swiftly, effectively, and decisively to attacks on schools and host communities	NPF, NSCDC, DSS and DHQ
a.	Department of State Services	5,285,960,000	5,550,258,000	5,827,770,900	6,119,159,445		
b.	Nigeria Police Force	5,725,000,000	6,011,250,000	6,311,812,500	6,627,403,125		
c.	Nigeria Security and Civil Defence Corps	5,000,000,000	5,250,000,000	5,512,500,000	5,788,125,000		
d.	Defence Headquarters	4,000,000,000	4,200,000,000	4,410,000,000	4,630,500,000		

Short Term Implementation Plan (2023-2026)

Result Area 1: Very High-Risk States		Objective: Kinetic measures Non-Kinetic measures					
S/N	Interventions/ Activities	2023 (N)	2024 (N)	2025 (N)	2026 (N)	Expected Result	Implementing Agencies
5a	Security awareness training for host communities to support early warning and response systems	800,000,000	840,000,000	882,000,000	926,100,000	Empowered communities, stakeholders, and groups support early warning and response systems	Lead : NSCDC Supporting : NPF, DSS and DHQ
b.	Security, cultism, drug use, and awareness training on sexual violence and sundry violent crimes for school communities	800,000,000	760,000,000	722,000,000	Nil	Increased resilience from school communities and other stakeholders on security, health, and school related violence	Lead : NPF and NDLEA Supporting : FMWASD, SMWA, NSCDC and NHRC
c.	Capacity development for security agencies and registered vigilante groups at state level for protection of schools and deployment	432,000,000	453,600,000	476,280,000	500,094,000	Strengthened security agencies and registered vigilante groups response to attacks and violence in and around schools at state level	Lead : NPF Supporting : NSCDC, DSS, NHRC and DHQ
d.	Capacity development for security agencies and registered vigilante groups at LGA level for protection of schools and deployment	800,000,000	840,000,000	882,000,000	926,100,000	Strengthened security agencies and registered vigilante groups response to attacks and violence in and around schools at LGA level	Lead : NSCDC Supporting : NPF, DHQ and NHRC
6.	Provision for response to survivors of attacks on education	549,510,600	576,986,130.00	605,835,436.50	636,127,208.33	Survivors are supported with Mental Health and Psychosocial Support (MHPSS), social welfare, education continuity (relocation of learners from volatile areas to safer locations) and skill acquisition programmes	Lead: FME and FMWASD Supporting: NEDC, FMOH, FMHDS, SMWA, SMOE, SUBEBs and SMOH
7.	Nationwide monitoring and data collection survey on school attacks	350,000,000	Nil	Nil	370,000,000	Reliable data collection for prevention, response, and informed decision-making	Lead: NEMIS and NSCDC Supporting: NBS, UBEC, NMEC and TETFUND
8.	Community and public sensitisation and mobilisation	200,000,000	210,000,000	220,500,000	231,525,000	Communities and the public sensitised, mobilised and effectively engage and support government to ensure safety, security and enabling environment in schools and learning centres Enhanced community involvement and support to ensure school safety and security for equitable and quality education	Lead : NOA Supporting : FRCN, NAN and NTA
9.	Set up FSS Monitoring and Evaluation System	1,350,000,000	1,282,500,000	1,218,375,000	1,157,456,250	Effective monitoring of safe schools financing implementation	FSS Secretariat, FMFBNP
Total		27,366,653,000	27,030,982,630	28,156,875,412	29,034,445,650		

Medium Term

Medium Term Implementation Plan (2023-2026)							
Result Area 2: High-Risk States				Objective: Non-Kinetic measures			
S/N	Interventions/ Activities	2023 (N)	2024 (N)	2025 (N)	2026 (N)	Expected Result	Implementing Agencies
1.	Community and public sensitisation and mobilisation	Nil	480,000,000	504,000,000	529,200,000	Communities and the public sensitised, mobilised and effectively engage and support government to ensure safety, security and enabling environment in schools and learning centres Enhanced community involvement and support to ensure school safety and security for equitable and quality education	Lead : NOA Supporting : FRNC, NAN and NTA
2.	Security awareness training for host communities to support early warning and response systems	Nil	800,000,000	840,000,000	882,000,000	Empowered communities, stakeholders, and groups support early warning and response systems	Lead: NSCDC Supporting: NPF and DSS
3.	Security, cultism, drug use, and awareness training on sexual violence and sundry violent crimes for school communities	Nil	150,000,000	142,500,000	135,375,000	Increased resilience by school communities and other stakeholders on security, health, and school related violence	Lead : NPF and NDLEA Supporting : FMWASD, SMWA, NSCDC and NHRC
4.	Capacity development for security agencies and registered vigilante groups at LGA level for protection of schools and deployment	Nil	492,000,000	516,600,000	542,430,000	Strengthened security agencies' response to attacks and violence in and around schools at LGA level	Lead : NSCDC Supporting : MoD, NPF and NHRC
5.	Equip School Security Response Centres in 21 High-Risk States	Nil	542,336,550	Nil	Nil	Increased concerted efforts to monitor, prevent and respond to incidences of attack and violence in and around schools	FMFBNP
6.	Procurement of 1 Pick-up van in 21 High-Risk States	Nil	869,400,000	Nil	Nil	Effective timely response and operations	State Government
7.	Provision for running cost of State Response Centres	Nil	75,600,000	79,380,000	83,349,000	Secured financing and sustainability of the Response Centres	State Government
8a.	Equip Security Response Centres in 280 Most-At-Risk Local Government Areas	Nil	441,875,000	463,968,750	Nil	Increased concerted efforts to monitor, prevent, and respond to incidences of attack and violence in and around schools	FMFBNP
b.	Procurement of high-powered bikes for Response Centres in 280 Most-At-Risk LGAs	Nil	420,000,000	441,000,000	463,050,000	Effective timely response and operations	State Government
c.	Provision for running cost of State Response Centres in 280 Most-At-Risk LGAs	Nil	336,000,000	352,800,000	370,440,000	Secured financing and sustainability of the Response Centres	State Government
9.	Provision for response to survivors of attacks on education	Nil	200,168,870	210,177,314	220,686,179	Survivors are supported with Mental Health and Psychosocial Support (MHPSS), social welfare, education continuity (relocation of learners from volatile areas to safer locations) and skill acquisition programmes	Lead : FME and FMWASD Supporting : NEDC, FMOH, FMHDS, SMWA, SMOE, SUBEBs and SMOH
Total		Nil	4,807,380,420	3,550,426,064	3,226,530,179		

Medium Term Implementation Plan (2023-2026)							
Result Area 3: Policy, Regulatory and Accountability Framework							
Objective: Non-Kinetic measures							
<ul style="list-style-type: none"> Domesticate the Safe Schools Declaration (SSD) and relevant international protocols and guidelines for promoting safety and security in schools and learning centres Facilitate effective implementation of the National Policy on Safety, Security and Violence-free Schools in Nigeria (NPSSVN) 				<ul style="list-style-type: none"> Strengthen the capacity of MDAs for effective government leadership in ensuring safety, security and violence-free schools and learning centres Promote government and stakeholders' accountability for safe, secure and enabling environments in schools and learning centres 			
S/N	Interventions/ Activities	2023 (N)	2024 (N)	2025 (N)	2026 (N)	Expected Result	Implementing Agencies
1.	Advocacy and political engagement to strengthen and sustain government commitment to SSD and Implementation Guidelines	166,500,000	Nil	Nil	Nil	Demonstrable government commitment and political will for safety, security, and enabling environment in schools and learning centres Functional and effective policy, regulatory, and accountability framework for safe, secure, and enabling schools and learning centres established. Effective implementation of NPSSVFSN and stakeholders' compliance to its provisions and guidelines.	Lead: FME Supporting: FMWASD, FMOJ, MFA, NHRC, FMOH, FMHDS, UBEC, NMEC, TETFUND, SMOE, SUBEBs, LGEAs, SAME, SMOJ, SMOH, SMWA, NERDC, MoD, NPF and NSCDC
2.	Reproduce, disseminate, track, and ensure compliance to NPSSVFSN and the Implementation Guidelines	110,000,000	Nil	Nil	Nil	Effective prevention, mitigation and reduction of attacks on education and School Based Violence (SBV)	Lead : FME, UBEC and NMEC Supporting : TETFUND, SMOE, SUBEBs, LGEAs, SAMEs, MFA SMOJ, FMWASD, FMOJ, FMOH, SMOH, SMWA, SMOWA, FMHDS, NHRC, NERDC, MoD, NPF and NSCDC
3.	Mainstream EiE strategies, school safety, and security in the plans and programmes of education, other relevant MDAs and development partners	370,000,000	425,500,000	489,325,000	562,724,000	Effective EiE school safety, security, and enabling learning environment strategies and intervention mainstreamed and institutionalised Schools and learning centres capacitated, effectively preventing, safeguarding and mitigating SBV and external attacks Safe and secure schools with enabling environments facilitating equitable access, effective participation, and quality learning outcomes for all	Lead : FME, UBEC NMEC and NERDC Supporting : FMWASD, FMOJ, FMOH, MoD, NPF, NSCDC, TETFUND, NHRC, SMOE, FCT Education Secretariat, NCNE, SAME, SUBEBs, FCTUBEB, LGEAs, SMOJ, SMOH, NCDC and SMWA
4.	Establish and implement monitoring, reporting, and documentation systems on school safety and security	74,000,000	Nil	Nil	Nil	Monitoring mechanism and documentation systems for reliable reporting on school safety and security	Lead : FME and NEMIS Supporting : SMOE, FCT Education Secretariat, NMEC, NCNE, SAME, UBEC, SUBEBs, FCTUBEB, LGEAs, NSSEC, FCTUBEB, NOA, TETFUND, NHRC, FMOH, SMOH, NERDC, SMWA, FMWASD, NBS, MoD, NPF and NSCDC
5.	Rehabilitation of schools	4,500,000,000	4,725,000,000	4,961,250,000	5,209,312,500	Schools are rehabilitated and functional for continued access to education	Lead : FMWHNIG Supporting: FME, UBEC, NMEC, TETFUND, SUBEBs and SAME
Total		5,221,500,000	5,150,500,000	5,450,575,000	5,772,036,500		

Budget Summary

Budget Summary				
Result Area	2023 (N)	2024 (N)	2025 (N)	2026 (N)
Area 1: Very High-Risk States	27,366,653,000	27,030,982,630	28,156,875,412	29,034,445,650
Area 2: High-Risk States	Nil	4,807,380,420	3,550,426,064	3,226,530,179
Area 3: Policy, Accountability and Regulatory Framework	5,221,500,000	5,150,500,000	5,450,575,000	5,772,036,500
Grand Total	32,588,153,000	36,988,863,050	37,157,876,475	38,033,012,329

2023 - 2026

Total Investment **N144.77bn**

Federal Government **N119.83bn**

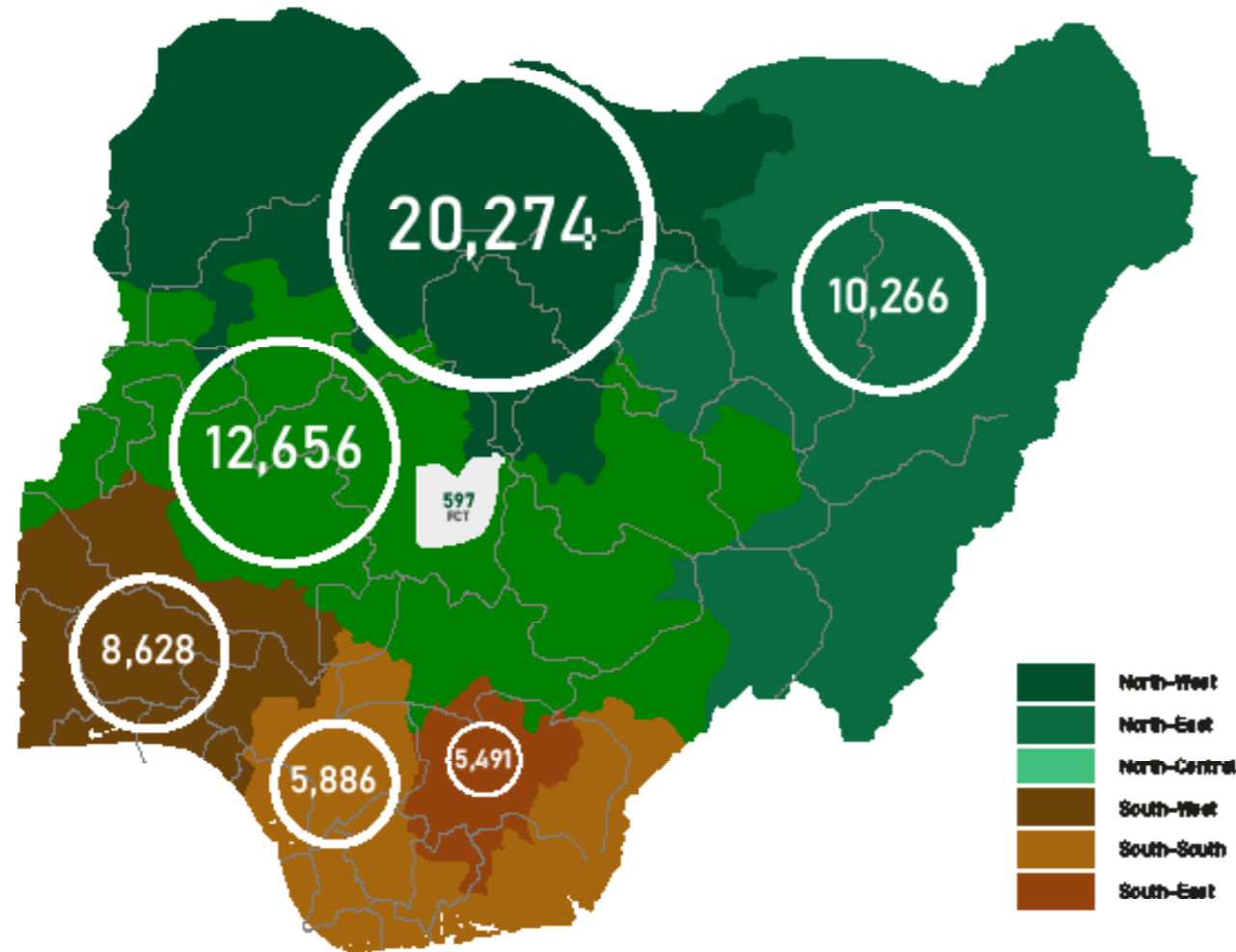
States **N24.93bn**

PART FIVE ANNEXES



Baseline School Data Analysis

Distribution of Public Primary Schools in Nigeria

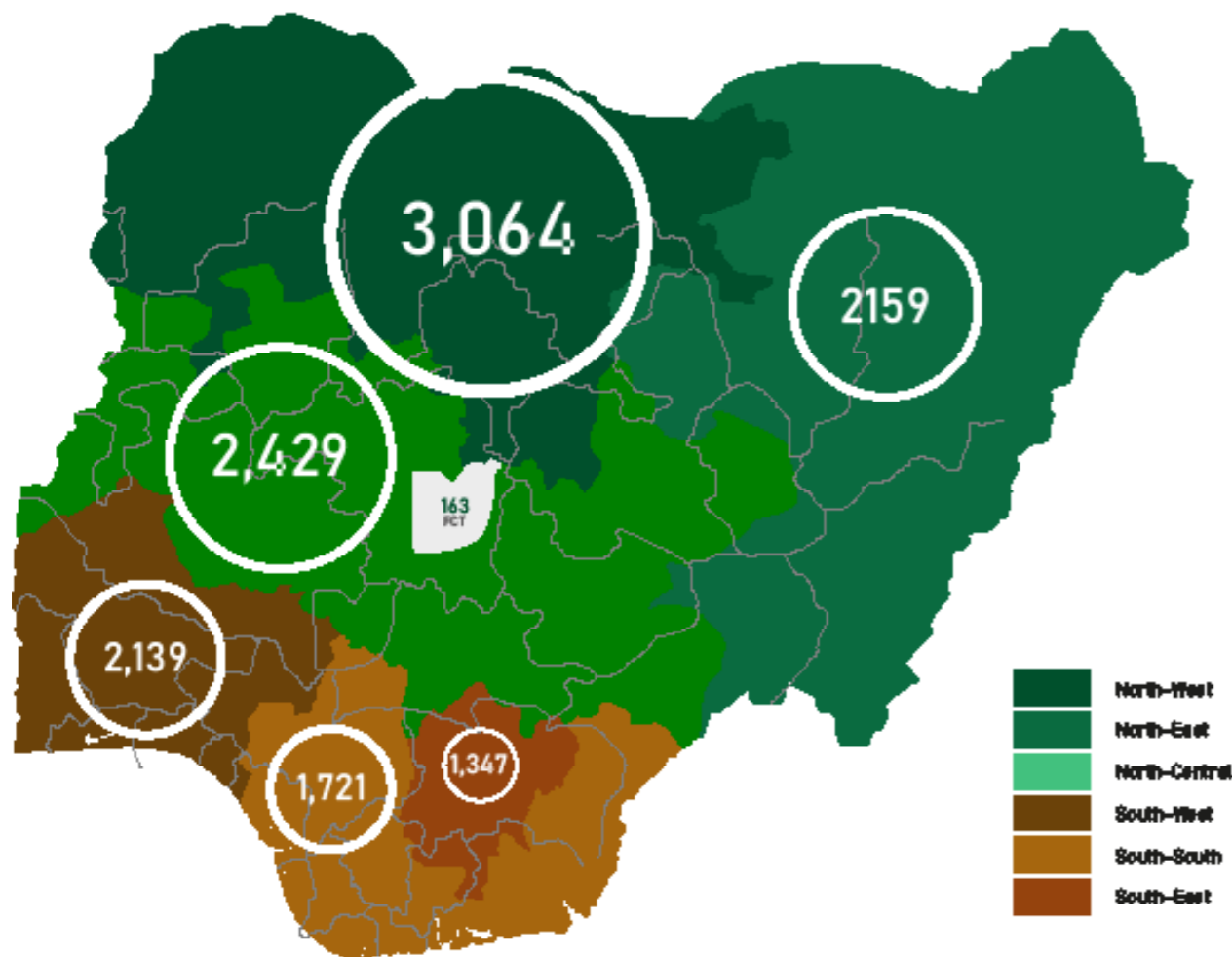


Available data shows that the North-West region has the highest number of public primary schools.

Table 1: Statistical Population Distribution of Public Primary Schools Nationwide with Relevant Variables

State	No of Public Schools	No of Public schools without any means of water supply	No of Public schools without any means of power supply	No of Public schools without perimeter fencing	No of Public Schools Requiring Renovation	Estimated Cost of Renovation	Estimated Cost of Fencing	Estimated Cost of providing power supply e.g., Public grid, Generator, Solar	Estimated Cost of providing water supply e.g., Borehole	ESTIMATED TOTAL COST
Abba	883	806	789	708	183	183,000,000.00	2,478,000,000.00	789,000,000.00	1,266,000,000.00	4,488,000,000.00
Adamawa	1,910	1,229	1,208	1,636	429	429,000,000.00	5,831,000,000.00	1,208,000,000.00	1,993,500,000.00	9,461,500,000.00
Abia State	1,070	1,028	1,019	1,101	239	239,000,000.00	3,993,500,000.00	1,028,000,000.00	1,642,000,000.00	7,203,500,000.00
Adamawa	1,249	818	800	678	377	377,000,000.00	2,773,000,000.00	900,000,000.00	1,277,000,000.00	4,877,000,000.00
Bayelsa	490	428	413	445	188	188,000,000.00	1,533,500,000.00	273,500,000.00	3,870,500,000.00	16,224,000,000.00
Borno	2,216	1,755	2,262	2,279	402	402,000,000.00	797,500,000.00	2,262,000,000.00	2,437,500,000.00	13,279,000,000.00
Borno	930	843	719	700	183	183,000,000.00	2,748,000,000.00	789,000,000.00	1,264,500,000.00	4,315,000,000.00
Cross River	1,280	811	1,028	964	310	310,000,000.00	3,274,000,000.00	1,028,000,000.00	1,316,500,000.00	5,919,500,000.00
Delta	1,020	778	868	418	374	374,000,000.00	1,443,000,000.00	968,000,000.00	1,167,000,000.00	3,972,000,000.00
Ebonyi	1,074	727	1,040	945	172	172,000,000.00	3,307,500,000.00	1,040,000,000.00	1,090,500,000.00	5,410,000,000.00
Edo	1,293	970	878	784	334	334,000,000.00	2,744,000,000.00	878,000,000.00	1,653,000,000.00	5,431,000,000.00
Ekiti	893	661	661	631	180	180,000,000.00	2,208,500,000.00	661,000,000.00	99,500,000.00	4,044,000,000.00
Ekiti	1,201	1,044	1,094	1,075	355	355,000,000.00	3,762,500,000.00	1,094,000,000.00	1,399,000,000.00	4,810,500,000.00
FCT-Abuja	597	284	424	423	206	206,000,000.00	1,453,500,000.00	424,000,000.00	576,000,000.00	2,871,000,000.00
Gambia	1,445	1,035	1,354	1,326	566	566,000,000.00	4,434,000,000.00	1,354,000,000.00	1,677,000,000.00	8,183,500,000.00
Imo	1,280	1,182	1,221	1,143	154	154,000,000.00	4,000,500,000.00	1,221,000,000.00	1,773,000,000.00	7,148,500,000.00
Jigawa	2,130	1,621	2,187	2,144	723	723,000,000.00	3,910,000,000.00	2,187,000,000.00	1,531,500,000.00	12,152,500,000.00
Kaduna	3,727	2,915	3,420	3,402	904	904,000,000.00	12,087,000,000.00	3,420,000,000.00	4,107,500,000.00	20,495,500,000.00
Kano	3,885	3,106	3,941	4,071	2,244	2,244,000,000.00	16,295,500,000.00	3,941,000,000.00	4,459,000,000.00	24,444,500,000.00
Kaduna	2,144	1,688	2,372	2,333	730	730,000,000.00	8,845,500,000.00	2,372,000,000.00	2,932,000,000.00	14,499,500,000.00
Kaboli	1,874	1,355	1,733	1,305	361	361,000,000.00	4,567,500,000.00	1,733,000,000.00	2,027,500,000.00	8,494,000,000.00
Kogi	2,054	1,497	1,941	1,943	401	401,000,000.00	4,800,500,000.00	1,941,000,000.00	2,545,000,000.00	11,688,000,000.00
Kwara	1,554	1,088	1,254	1,388	416	416,000,000.00	4,858,000,000.00	1,254,000,000.00	1,632,000,000.00	8,199,000,000.00
Lagos	1,018	357	239	220	540	540,000,000.00	770,000,000.00	239,000,000.00	535,000,000.00	2,104,500,000.00
Niger	1,168	993	1,022	1,077	302	302,000,000.00	3,784,500,000.00	1,022,000,000.00	1,474,500,000.00	4,669,500,000.00
Niger	3,195	2,659	3,012	3,056	797	797,000,000.00	10,694,000,000.00	3,012,000,000.00	3,988,000,000.00	18,493,500,000.00
Ogun	1,358	1,100	1,244	1,209	540	540,000,000.00	4,231,500,000.00	1,244,000,000.00	1,495,000,000.00	7,519,500,000.00
Ondo	1,285	880	1,045	1,029	288	288,000,000.00	3,010,500,000.00	1,045,000,000.00	1,470,000,000.00	6,404,500,000.00
Oyo	1,342	904	1,163	1,043	440	440,000,000.00	3,720,500,000.00	1,163,000,000.00	1,364,000,000.00	6,479,500,000.00
Oyo	2,454	1,528	2,284	1,991	785	785,000,000.00	4,945,500,000.00	2,284,000,000.00	2,877,000,000.00	12,984,500,000.00
Plateau	2,347	1,685	2,226	2,220	378	378,000,000.00	7,802,000,000.00	2,226,000,000.00	2,527,000,000.00	12,943,500,000.00
Rivers	961	604	602	512	334	334,000,000.00	1,792,000,000.00	604,000,000.00	964,000,000.00	3,684,000,000.00
Sokoto	2,030	1,448	1,928	1,854	649	649,000,000.00	4,494,000,000.00	1,928,000,000.00	2,172,000,000.00	11,343,000,000.00
Taraba	2,026	1,675	1,942	1,930	593	593,000,000.00	4,627,000,000.00	1,942,000,000.00	2,512,000,000.00	11,829,500,000.00
Yobe	1,238	777	974	842	343	343,000,000.00	2,447,000,000.00	974,000,000.00	1,345,500,000.00	4,481,500,000.00
Zamfara	1,442	1,204	1,348	1,318	829	829,000,000.00	5,310,000,000.00	1,348,000,000.00	1,809,000,000.00	9,499,000,000.00
Grand Total	63,798	45,882	55,707	53,440	18,464	18,464,000,000.00	187,740,000,000.00	55,707,000,000.00	68,823,000,000.00	330,934,000,000.00

Distribution of Public Secondary Schools in Nigeria



Available data shows that the North-West region has the highest number of public primary schools.

Table 2: Statistical Population Distribution of Secondary Schools Nationwide with Relevant Variables

State	No of Public Schools	No of Public schools without any means of power supply	No of Public schools without any means of water supply	No of Public schools without perimeter fencing	No of Public Schools Requiring Renovation	Estimated Cost of Renovation	Estimated Cost of Fencing	Estimated Cost of providing power supply e.g., PHON, Generator, Solar	Estimated Cost of providing water supply e.g., Borehole	ESTIMATED TOTAL COST
Abia	239	114	108	109	52	31,000,000.00	38,000,000.00	108,000,000.00	20,000,000.00	744,900,000.00
Adamawa	499	243	352	379	253	1,324,500,000.00	1,324,500,000.00	352,000,000.00	364,500,000.00	2,274,900,000.00
Delta	250	93	94	177	101	10,000,000.00	8,900,000.00	94,000,000.00	13,950,000.00	154,000,000.00
Anambra	254	120	66	125	135	135,000,000.00	437,000,000.00	64,000,000.00	180,000,000.00	814,900,000.00
Bauchi	683	347	523	574	473	473,000,000.00	2,079,000,000.00	523,000,000.00	1,205,500,000.00	3,151,900,000.00
Bayelsa	148	84	81	101	70	70,000,000.00	339,000,000.00	81,000,000.00	144,000,000.00	644,900,000.00
Benue	522	287	341	447	288	378,000,000.00	1,544,500,000.00	341,000,000.00	429,500,000.00	2,697,900,000.00
Borno	229	118	141	126	118	118,000,000.00	441,000,000.00	141,000,000.00	207,000,000.00	927,900,000.00
Cross River	264	162	171	181	155	155,000,000.00	433,500,000.00	171,000,000.00	243,000,000.00	1,204,900,000.00
Imo	429	199	180	190	246	246,000,000.00	465,000,000.00	190,000,000.00	238,500,000.00	1,319,900,000.00
Ebonyi	247	138	135	207	114	114,000,000.00	724,500,000.00	135,000,000.00	207,000,000.00	1,204,900,000.00
Edo	290	132	138	155	122	122,000,000.00	342,500,000.00	138,000,000.00	198,000,000.00	1,014,900,000.00
ENUGO	188	71	117	123	85	85,000,000.00	438,500,000.00	117,000,000.00	104,500,000.00	631,900,000.00
Enugu	287	122	177	205	124	124,000,000.00	717,500,000.00	177,000,000.00	183,000,000.00	1,204,900,000.00
FCT-Abuja	163	91	69	77	101	101,000,000.00	2,495,000,000.00	69,000,000.00	74,500,000.00	2,844,900,000.00
Gombe	337	175	168	181	234	234,000,000.00	543,500,000.00	168,000,000.00	262,500,000.00	1,294,900,000.00
Imo	280	109	181	188	75	75,000,000.00	659,000,000.00	181,000,000.00	163,500,000.00	1,277,900,000.00
Jigawa	543	249	208	249	443	443,000,000.00	941,500,000.00	249,000,000.00	138,000,000.00	1,764,900,000.00
Kaduna	346	179	119	164	176	176,000,000.00	574,000,000.00	119,000,000.00	85,500,000.00	914,900,000.00
Kano	1,160	544	367	500	934	934,000,000.00	17,300,000,000.00	367,000,000.00	244,000,000.00	3,277,900,000.00
Katsina	242	119	119	145	151	145,000,000.00	507,500,000.00	119,000,000.00	43,000,000.00	844,900,000.00
Kebbi	280	153	164	203	142	142,000,000.00	707,500,000.00	164,000,000.00	229,500,000.00	1,244,900,000.00
Kogi	443	183	211	294	263	263,000,000.00	1,089,000,000.00	211,000,000.00	274,500,000.00	1,771,900,000.00
Kwara	459	44	54	117	204	204,000,000.00	499,000,000.00	54,000,000.00	99,000,000.00	774,900,000.00
Lagos	352	23	12	20	281	281,000,000.00	70,000,000.00	12,000,000.00	34,500,000.00	397,900,000.00
Nasarawa	242	70	100	144	127	127,000,000.00	91,000,000.00	100,000,000.00	100,000,000.00	844,900,000.00
Niger	440	78	91	135	226	226,000,000.00	472,500,000.00	91,000,000.00	117,000,000.00	964,900,000.00
Ogun	312	35	26	90	149	149,000,000.00	315,000,000.00	26,000,000.00	52,500,000.00	544,900,000.00
Ondo	287	42	80	145	79	79,000,000.00	507,500,000.00	80,000,000.00	93,000,000.00	754,900,000.00
Oyo	430	92	96	170	204	204,000,000.00	595,000,000.00	96,000,000.00	138,000,000.00	1,034,900,000.00
Oyo	570	104	100	203	253	253,000,000.00	707,500,000.00	100,000,000.00	154,000,000.00	1,214,900,000.00
Plateau	275	77	92	159	155	155,000,000.00	554,000,000.00	92,000,000.00	119,500,000.00	914,900,000.00
Rivers	330	55	74	80	133	133,000,000.00	280,000,000.00	74,000,000.00	82,500,000.00	569,900,000.00
Sokoto	242	84	141	141	183	183,000,000.00	493,500,000.00	141,000,000.00	129,000,000.00	944,900,000.00
Taraba	250	49	122	115	142	142,000,000.00	402,500,000.00	122,000,000.00	119,500,000.00	774,900,000.00
Yobe	139	38	52	74	81	81,000,000.00	259,000,000.00	52,000,000.00	57,500,000.00	444,900,000.00
Zamfara	191	28	26	42	93	93,000,000.00	147,000,000.00	26,000,000.00	42,000,000.00	318,900,000.00
Grand Total	13,022	4,153	5,228	6,737	7,257	7,257,000,000.00	23,579,500,000.00	5,228,000,000.00	6,229,500,000.00	42,294,000,000.00

Table 3: Provision of Security Infrastructure to 110 Unity Colleges Nationwide

S/N	Name of School	Provision of Perimeter fencing with barbed wire (N)	Provision of 40 (No.) Solar Street lights (N)	Provision of 40 closed-circuit television cameras with control rooms (N)	Provision of Security gadgets - hand-held metal detectors, 2-way radio walkie talkies (N)	Procurement of 1 (No.) 4x4 patrol vehicles (N)	Logistics for 20 vigilante guards & rapid response teams per School for a 12-year period @ 800k per Month (N)	Total Sum per School (N)
1	Federal Government Boys College, Garki	30,000,000.00	24,000,000.00	12,000,000.00	5,000,000.00	30,000,000.00	115,200,000.00	216,200,000.00
2	Federal Government Girls College, Umuhasha	25,000,000.00	24,000,000.00	12,000,000.00	5,000,000.00	30,000,000.00	115,200,000.00	211,200,000.00
3	Federal Government Girls College, Abaji	25,000,000.00	24,000,000.00	12,000,000.00	5,000,000.00	30,000,000.00	115,200,000.00	211,200,000.00
4	Federal Government Girls College, Abu loma	78,000,000.00	24,000,000.00	12,000,000.00	5,000,000.00	30,000,000.00	115,200,000.00	264,200,000.00
5	Federal Government Girls College, Akure	25,000,000.00	24,000,000.00	12,000,000.00	5,000,000.00	30,000,000.00	115,200,000.00	211,200,000.00
6	Federal Government Girls College, Bagep	23,000,000.00	24,000,000.00	12,000,000.00	5,000,000.00	30,000,000.00	115,200,000.00	209,200,000.00
7	Federal Government Girls College, Baki	20,000,000.00	24,000,000.00	12,000,000.00	5,000,000.00	30,000,000.00	115,200,000.00	206,200,000.00
8	Federal Government Girls College, Bauchi	25,000,000.00	24,000,000.00	12,000,000.00	5,000,000.00	30,000,000.00	115,200,000.00	211,200,000.00
9	Federal Government Girls College, Benin	30,000,000.00	24,000,000.00	12,000,000.00	5,000,000.00	30,000,000.00	115,200,000.00	216,200,000.00
10	Federal Government Girls College, Bida	50,000,000.00	24,000,000.00	12,000,000.00	5,000,000.00	30,000,000.00	115,200,000.00	236,200,000.00
11	Federal Government Girls College, Calabar	62,000,000.00	24,000,000.00	12,000,000.00	5,000,000.00	30,000,000.00	115,200,000.00	248,200,000.00
12	Federal Government Girls College, Ezzangbo	20,000,000.00	24,000,000.00	12,000,000.00	5,000,000.00	30,000,000.00	115,200,000.00	206,200,000.00
13	Federal Government Girls College, Gboko	30,000,000.00	24,000,000.00	12,000,000.00	5,000,000.00	30,000,000.00	115,200,000.00	216,200,000.00
14	Federal Government Girls College, Gusau	20,000,000.00	24,000,000.00	12,000,000.00	5,000,000.00	30,000,000.00	115,200,000.00	206,200,000.00
15	Federal Government Girls College, Gwandu	20,000,000.00	24,000,000.00	12,000,000.00	5,000,000.00	30,000,000.00	115,200,000.00	206,200,000.00
16	Federal Government Girls College, Iba	25,000,000.00	24,000,000.00	12,000,000.00	5,000,000.00	30,000,000.00	115,200,000.00	211,200,000.00
17	Federal Government Girls College, Ikitobio (Ilong)	20,000,000.00	24,000,000.00	12,000,000.00	5,000,000.00	30,000,000.00	115,200,000.00	206,200,000.00
18	Federal Government Girls College, Imiringi	20,000,000.00	24,000,000.00	12,000,000.00	5,000,000.00	30,000,000.00	115,200,000.00	206,200,000.00
19	Federal Government Girls College, Jalingo	25,000,000.00	24,000,000.00	12,000,000.00	5,000,000.00	30,000,000.00	115,200,000.00	211,200,000.00
20	Federal Government Girls College, Kaba	20,000,000.00	24,000,000.00	12,000,000.00	5,000,000.00	30,000,000.00	115,200,000.00	206,200,000.00
21	Federal Government Girls College, Kassarau	20,000,000.00	24,000,000.00	12,000,000.00	5,000,000.00	30,000,000.00	115,200,000.00	206,200,000.00
22	Federal Government Girls College, Katsina	20,000,000.00	24,000,000.00	12,000,000.00	5,000,000.00	30,000,000.00	115,200,000.00	206,200,000.00
23	Federal Government Girls College, Lajja	30,000,000.00	24,000,000.00	12,000,000.00	5,000,000.00	30,000,000.00	115,200,000.00	216,200,000.00
24	Federal Government Girls College, Minjibir	69,000,000.00	24,000,000.00	12,000,000.00	5,000,000.00	30,000,000.00	115,200,000.00	255,200,000.00
25	Federal Government Girls College, Monguno	25,000,000.00	24,000,000.00	12,000,000.00	5,000,000.00	30,000,000.00	115,200,000.00	211,200,000.00
26	Federal Government Girls College, New Bussa	80,000,000.00	24,000,000.00	12,000,000.00	5,000,000.00	30,000,000.00	115,200,000.00	266,200,000.00
27	Federal Government Girls College, Omu Aran	139,000,000.00	24,000,000.00	12,000,000.00	5,000,000.00	30,000,000.00	115,200,000.00	315,200,000.00
28	Federal Government Girls College, Onitsha	20,000,000.00	24,000,000.00	12,000,000.00	5,000,000.00	30,000,000.00	115,200,000.00	206,200,000.00
29	Federal Government Girls College, Owerri	70,000,000.00	24,000,000.00	12,000,000.00	5,000,000.00	30,000,000.00	115,200,000.00	256,200,000.00
30	Federal Government Girls College, Portokum	30,000,000.00	24,000,000.00	12,000,000.00	5,000,000.00	30,000,000.00	115,200,000.00	216,200,000.00

Table 3: Provision of Security Infrastructure to 110 Unity Colleges Nationwide

S/N	Name of School	Provision of Perimeter fencing with barbed wire (N)	Provision of 40 (No.) Solar Street lights (N)	Provision of 40 closed-circuit television cameras with control rooms (N)	Provision of Security gadgets - hand-held metal detectors, 2-way radio walkie talkies (N)	Procurement of 1 (No.) 4x4 patrol vehicles (N)	Logistics for 20 vigilante guards & rapid response teams per School for a 12-year period @ 800k per Month (N)	Total Sum per School (N)
31	Federal Government Girls College, Tambuwal	20,000,000.00	24,000,000.00	12,000,000.00	5,000,000.00	30,000,000.00	115,200,000.00	206,200,000.00
32	Federal Government Girls College, Yola	23,000,000.00	24,000,000.00	12,000,000.00	5,000,000.00	30,000,000.00	115,200,000.00	209,200,000.00
33	Federal Government Girls College, Zaria	15,000,000.00	24,000,000.00	12,000,000.00	5,000,000.00	30,000,000.00	115,200,000.00	201,200,000.00
34	Federal Government College, Jos	30,000,000.00	24,000,000.00	12,000,000.00	5,000,000.00	30,000,000.00	115,200,000.00	216,200,000.00
35	Federal Government College, Keffi	15,000,000.00	24,000,000.00	12,000,000.00	5,000,000.00	30,000,000.00	115,200,000.00	341,200,000.00
36	Federal Government College, Anka	25,000,000.00	24,000,000.00	12,000,000.00	5,000,000.00	30,000,000.00	115,200,000.00	211,200,000.00
37	Federal Government College, Azare	40,000,000.00	24,000,000.00	12,000,000.00	5,000,000.00	30,000,000.00	115,200,000.00	226,200,000.00
38	Federal Government College, Birnin Yauri	30,000,000.00	24,000,000.00	12,000,000.00	5,000,000.00	30,000,000.00	115,200,000.00	216,200,000.00
39	Federal Government College, Billiri	15,000,000.00	24,000,000.00	12,000,000.00	5,000,000.00	30,000,000.00	115,200,000.00	201,200,000.00
40	Federal Government College, Buni yadi	50,000,000.00	24,000,000.00	12,000,000.00	5,000,000.00	30,000,000.00	115,200,000.00	236,200,000.00
41	Federal Government College, Daura	20,000,000.00	24,000,000.00	12,000,000.00	5,000,000.00	30,000,000.00	115,200,000.00	206,200,000.00
42	Federal Government College, Enugu	42,000,000.00	24,000,000.00	12,000,000.00	5,000,000.00	30,000,000.00	115,200,000.00	228,200,000.00
43	Federal Government College, Ganye	25,000,000.00	24,000,000.00	12,000,000.00	5,000,000.00	30,000,000.00	115,200,000.00	211,200,000.00
44	Federal Government College, Iba	25,000,000.00	24,000,000.00	12,000,000.00	5,000,000.00	30,000,000.00	115,200,000.00	211,200,000.00
45	Federal Government College, Ibadan	30,000,000.00	24,000,000.00	12,000,000.00	5,000,000.00	30,000,000.00	115,200,000.00	216,200,000.00
46	Federal Government College, Ilorin	40,000,000.00	24,000,000.00	12,000,000.00	5,000,000.00	30,000,000.00	115,200,000.00	226,200,000.00
47	Federal Government College, Ilorin	35,000,000.00	24,000,000.00	12,000,000.00	5,000,000.00	30,000,000.00	115,200,000.00	221,200,000.00
48	Federal Government College, Ilesha	40,000,000.00	24,000,000.00	12,000,000.00	5,000,000.00	30,000,000.00	115,200,000.00	226,200,000.00
49	Federal Government College, Ilesha	25,000,000.00	24,000,000.00	12,000,000.00	5,000,000.00	30,000,000.00	115,200,000.00	211,200,000.00
50	Federal Government College, Ikitokpe	20,000,000.00	24,000,000.00	12,000,000.00	5,000,000.00	30,000,000.00	115,200,000.00	206,200,000.00
51	Federal Government College, Ikorin	25,000,000.00	24,000,000.00	12,000,000.00	5,000,000.00	30,000,000.00	115,200,000.00	211,200,000.00
52	Federal Government College, Ilorin	25,000,000.00	24,000,000.00	12,000,000.00	5,000,000.00	30,000,000.00	115,200,000.00	211,200,000.00
53	Federal Government College, Kaduna	20,000,000.00	24,000,000.00	12,000,000.00	5,000,000.00	30,000,000.00	115,200,000.00	206,200,000.00
54	Federal Government College, Kano	20,000,000.00	24,000,000.00	12,000,000.00	5,000,000.00	30,000,000.00	115,200,000.00	206,200,000.00
55	Federal Government College, Koyas	40,000,000.00	24,000,000.00	12,000,000.00	5,000,000.00	30,000,000.00	115,200,000.00	226,200,000.00
56	Federal Government College, Kwall	40,000,000.00	24,000,000.00	12,000,000.00	5,000,000.00	30,000,000.00	115,200,000.00	226,200,000.00
57	Federal Government College, Lanting	20,000,000.00	24,000,000.00	12,000,000.00	5,000,000.00	30,000,000.00	115,200,000.00	206,200,000.00
58	Federal Government College, Lassa	30,000,000.00	24,000,000.00	12,000,000.00	5,000,000.00	30,000,000.00	115,200,000.00	216,200,000.00
59	Federal Government College, Mauduguri	15,000,000.00	24,000,000.00	12,000,000.00	5,000,000.00	30,000,000.00	115,200,000.00	201,200,000.00
60	Federal Government College, Minna	20,000,000.00	24,000,000.00	12,000,000.00	5,000,000.00	30,000,000.00	115,200,000.00	206,200,000.00

Table 3: Provision of Security Infrastructure to 110 Unity Colleges Nationwide

S/N	Name of School	Provision of Perimeter fencing with barbed wire (N)	Provision of 40 (No.) Solar Street Lights (N)	Provision of 40 closed-circuit television cameras with control rooms (N)	Provision of Security gadgets - hand-held metal detectors, 2-way radio walkie talkie (N)	Procurement of 1 (No.) 4x4 patrol vehicles (N)	Legislates for 20 vigilante guards & rapid response teams per School for a 12-year period @ 800k per Month (N)	Total Sum per School (N)
61	Federal Government College, Ilesha	30,000,000.00	24,000,000.00	12,000,000.00	5,000,000.00	30,000,000.00	115,200,000.00	216,200,000.00
62	Federal Government College, Odojobu	35,000,000.00	24,000,000.00	12,000,000.00	5,000,000.00	30,000,000.00	115,200,000.00	221,200,000.00
63	Federal Government College, Odi	65,000,000.00	24,000,000.00	12,000,000.00	5,000,000.00	30,000,000.00	115,200,000.00	251,200,000.00
64	Federal Government College, Ogbomosho	30,000,000.00	24,000,000.00	12,000,000.00	5,000,000.00	30,000,000.00	115,200,000.00	216,200,000.00
65	Federal Government College, Oshana	42,000,000.00	24,000,000.00	12,000,000.00	5,000,000.00	30,000,000.00	115,200,000.00	228,200,000.00
66	Federal Government College, Okege	30,000,000.00	24,000,000.00	12,000,000.00	5,000,000.00	30,000,000.00	115,200,000.00	216,200,000.00
67	Federal Government College, Okeposi	59,000,000.00	24,000,000.00	12,000,000.00	5,000,000.00	30,000,000.00	115,200,000.00	245,200,000.00
68	Federal Government College, Otobi	15,000,000.00	24,000,000.00	12,000,000.00	5,000,000.00	30,000,000.00	115,200,000.00	201,200,000.00
69	Federal Government College, Oshosho	45,000,000.00	24,000,000.00	12,000,000.00	5,000,000.00	30,000,000.00	115,200,000.00	231,200,000.00
70	Federal Government College, Rubochi	30,000,000.00	24,000,000.00	12,000,000.00	5,000,000.00	30,000,000.00	115,200,000.00	216,200,000.00
71	Federal Government College, Sokele	40,000,000.00	24,000,000.00	12,000,000.00	5,000,000.00	30,000,000.00	115,200,000.00	226,200,000.00
72	Federal Government College, Sulaja	183,000,000.00	24,000,000.00	12,000,000.00	5,000,000.00	30,000,000.00	115,200,000.00	369,200,000.00
73	Federal Government College, Ugwekwo	110,000,000.00	24,000,000.00	12,000,000.00	5,000,000.00	30,000,000.00	115,200,000.00	296,200,000.00
74	Federal Government College, Vandeleya	25,000,000.00	24,000,000.00	12,000,000.00	5,000,000.00	30,000,000.00	115,200,000.00	211,200,000.00
75	Federal Government College, Wulari	25,000,000.00	24,000,000.00	12,000,000.00	5,000,000.00	30,000,000.00	115,200,000.00	211,200,000.00
76	Federal Government Girls College, Bwari	40,000,000.00	24,000,000.00	12,000,000.00	5,000,000.00	30,000,000.00	115,200,000.00	226,200,000.00
77	Federal Government Girls College, Eton Alajaye	155,000,000.00	24,000,000.00	12,000,000.00	5,000,000.00	30,000,000.00	115,200,000.00	341,200,000.00
78	Federal Government Girls College, Ipetumodu	40,000,000.00	24,000,000.00	12,000,000.00	5,000,000.00	30,000,000.00	115,200,000.00	226,200,000.00
79	Federal Government Girls College, Oyo	50,000,000.00	24,000,000.00	12,000,000.00	5,000,000.00	30,000,000.00	115,200,000.00	236,200,000.00
80	Federal Government Girls College, Sagamu	15,000,000.00	24,000,000.00	12,000,000.00	5,000,000.00	30,000,000.00	115,200,000.00	201,200,000.00
81	Federal Science and Technical College, Sokele	80,000,000.00	24,000,000.00	12,000,000.00	5,000,000.00	30,000,000.00	115,200,000.00	266,200,000.00
82	Federal Science and Technical College, Alhoadia	90,000,000.00	24,000,000.00	12,000,000.00	5,000,000.00	30,000,000.00	115,200,000.00	276,200,000.00
83	Federal Science and Technical College, Awka	90,000,000.00	24,000,000.00	12,000,000.00	5,000,000.00	30,000,000.00	115,200,000.00	236,200,000.00
84	Federal Science and Technical College, Awka	15,000,000.00	24,000,000.00	12,000,000.00	5,000,000.00	30,000,000.00	115,200,000.00	201,200,000.00
85	Technical College, Daye	25,000,000.00	24,000,000.00	12,000,000.00	5,000,000.00	30,000,000.00	115,200,000.00	211,200,000.00
86	Technical College, Ibeju	40,000,000.00	24,000,000.00	12,000,000.00	5,000,000.00	30,000,000.00	115,200,000.00	226,200,000.00
87	Technical College, Ibeju	20,000,000.00	24,000,000.00	12,000,000.00	5,000,000.00	30,000,000.00	115,200,000.00	206,200,000.00
88	Technical College, Ibeju	40,000,000.00	24,000,000.00	12,000,000.00	5,000,000.00	30,000,000.00	115,200,000.00	226,200,000.00
89	Federal Science and Technical College, Michika	40,000,000.00	24,000,000.00	12,000,000.00	5,000,000.00	30,000,000.00	115,200,000.00	226,200,000.00

Table 3: Provision of Security Infrastructure to 110 Unity Colleges Nationwide

S/N	Name of School	Provision of Perimeter fencing with barbed wire (N)	Provision of 40 (No.) Solar Street Lights (N)	Provision of 40 closed-circuit television cameras with control rooms (N)	Provision of Security gadgets - hand-held metal detectors, 2-way radio walkie talkie (N)	Procurement of 1 (No.) 4x4 patrol vehicles (N)	Legislates for 20 vigilante guards & rapid response teams per School for a 12-year period @ 800k per Month (N)	Total Sum per School (N)
91	Federal Science and Technical College, Ogoja	30,000,000.00	24,000,000.00	12,000,000.00	5,000,000.00	30,000,000.00	115,200,000.00	216,200,000.00
92	Federal Science and Technical College, Oron	25,000,000.00	24,000,000.00	12,000,000.00	5,000,000.00	30,000,000.00	115,200,000.00	211,200,000.00
93	Federal Science and Technical College, Otuopon	50,000,000.00	24,000,000.00	12,000,000.00	5,000,000.00	30,000,000.00	115,200,000.00	236,200,000.00
94	Federal Science and Technical College, Shiro	30,000,000.00	24,000,000.00	12,000,000.00	5,000,000.00	30,000,000.00	115,200,000.00	216,200,000.00
95	Federal Science and Technical College, Tinngbo	35,000,000.00	24,000,000.00	12,000,000.00	5,000,000.00	30,000,000.00	115,200,000.00	221,200,000.00
96	Federal Science and Technical College, Uromi	20,000,000.00	24,000,000.00	12,000,000.00	5,000,000.00	30,000,000.00	115,200,000.00	206,200,000.00
97	Federal Science and Technical College, Usi Ekiti	25,000,000.00	24,000,000.00	12,000,000.00	5,000,000.00	30,000,000.00	115,200,000.00	211,200,000.00
98	Federal Science and Technical College, Uyo	30,000,000.00	24,000,000.00	12,000,000.00	5,000,000.00	30,000,000.00	115,200,000.00	216,200,000.00
99	Federal Science and Technical College, Yaba	40,000,000.00	24,000,000.00	12,000,000.00	5,000,000.00	30,000,000.00	115,200,000.00	226,200,000.00
100	Federal Science and Technical College, Zuru	50,000,000.00	24,000,000.00	12,000,000.00	5,000,000.00	30,000,000.00	115,200,000.00	236,200,000.00
101	Federal Science and Technical College, Ezza	20,000,000.00	24,000,000.00	12,000,000.00	5,000,000.00	30,000,000.00	115,200,000.00	206,200,000.00
102	Federal Science and Technical College, Ganduje	15,000,000.00	24,000,000.00	12,000,000.00	5,000,000.00	30,000,000.00	115,200,000.00	201,200,000.00
103	Federal Science and Technical College, Hadejia	30,000,000.00	24,000,000.00	12,000,000.00	5,000,000.00	30,000,000.00	115,200,000.00	216,200,000.00
104	Federal Science and Technical College, Igangan	30,000,000.00	24,000,000.00	12,000,000.00	5,000,000.00	30,000,000.00	115,200,000.00	216,200,000.00
105	Federal Science and Technical College, Ogbu	30,000,000.00	24,000,000.00	12,000,000.00	5,000,000.00	30,000,000.00	115,200,000.00	216,200,000.00
106	Federal Science and Technical College, Umuaka	30,000,000.00	24,000,000.00	12,000,000.00	5,000,000.00	30,000,000.00	115,200,000.00	216,200,000.00
107	Federal Science and Technical College, Okpana	20,000,000.00	24,000,000.00	12,000,000.00	5,000,000.00	30,000,000.00	115,200,000.00	206,200,000.00
108	Federal Science Technical College, Doma	20,000,000.00	24,000,000.00	12,000,000.00	5,000,000.00	30,000,000.00	115,200,000.00	206,200,000.00
109	Kings College	30,000,000.00	24,000,000.00	12,000,000.00	5,000,000.00	30,000,000.00	115,200,000.00	216,200,000.00
110	Queens College	30,000,000.00	24,000,000.00	12,000,000.00	5,000,000.00	30,000,000.00	115,200,000.00	216,200,000.00
Grand Total		4,109,000,000.00	2,640,000,000.00	1,320,000,000.00	550,000,000.00	3,300,000,000.00	12,672,000,000.00	24,591,000,000.00



Federal Ministry of
**Finance, Budget and
National Planning**

[f](#) [t](#) [@](#) @FinMinNigeria

C31010 Adekunle Fajuyi Street Central Business District Abuja FCT
Nigeria